
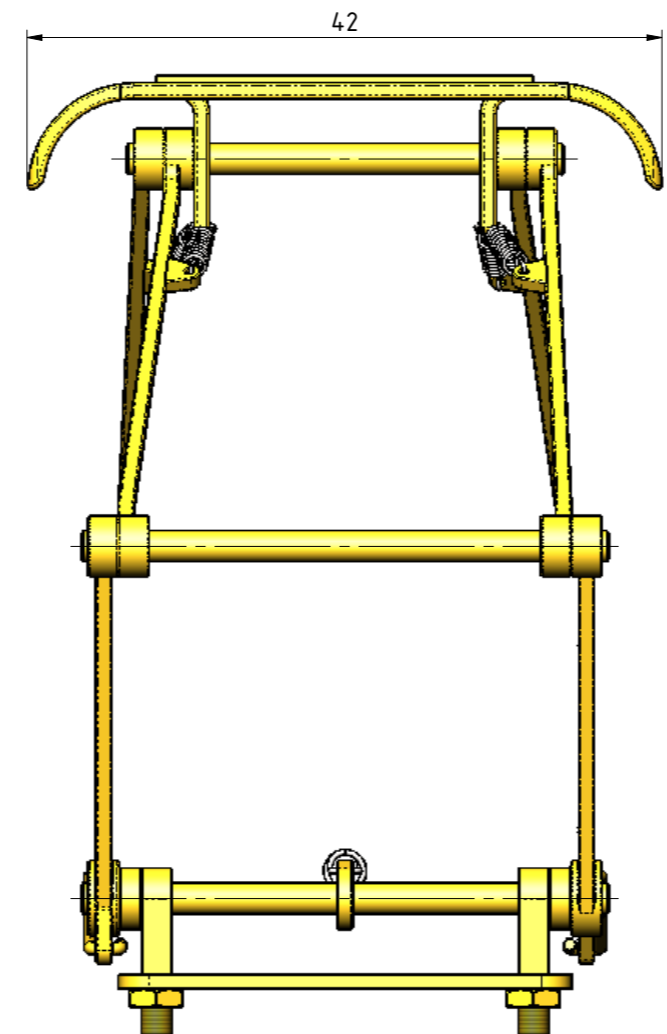
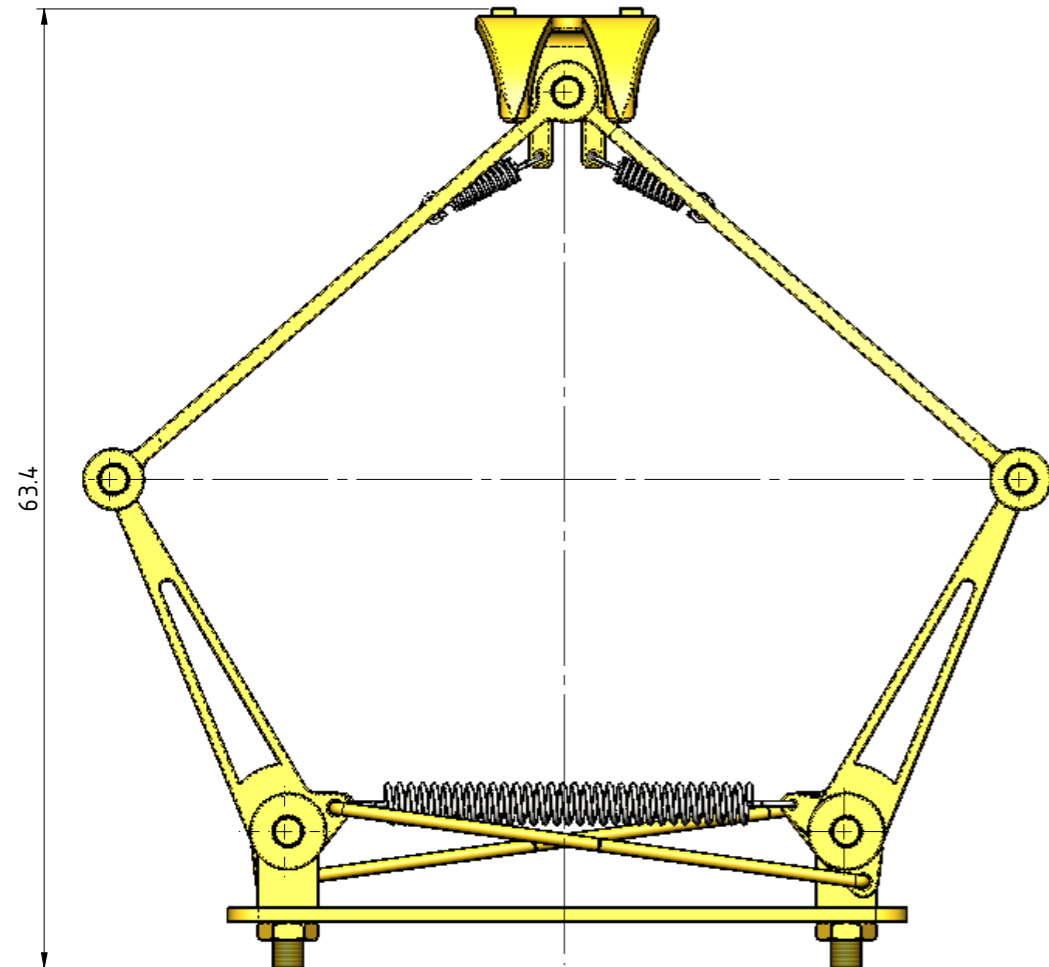


ASSEMBLIES	QTY.	PARTS
MIDI-09-RESTRAINER	1	MIDI-01-BASE PLATE
MIDI-14-MAIN SPRING	4	MIDI-02-ISULATED SUPPORT
MIDI-15-COLLECTOR SPRING	4	MIDI-03-LOWER MAIN AND CENTRE SHAFT
MIDI-20-BASE SUB-ASSEMBLY	2	MIDI-04-LOWER STAY TYPE-1
MIDI-21-BOTTOM STAY SUB-ASSEMBLY	2	MIDI-05-LOWER STAY TYPE-2
MIDI-22-TOP STAY SUB-ASSEMBLY	2	MIDI-06-BOTTOM SPRING HOLDER
MIDI-23-COLLECTOR SUB-ASSEMBLY	2	MIDI-07-TOP STAY TYPE-1
	2	MIDI-08-TOP STAY TYPE-2
	4	MIDI-09-RESTRAINER
	4	MIDI-10-TOP STAY SPRING HOLDER
	4	MIDI-11-SPACER
	1	MIDI-12-COLLECTOR SHAFT
	1	MIDI-13-COLLECTOR
	1	MIDI-14-MAIN SPRING
	4	MIDI-15-COLLECTOR SPRING
	4	MIDI-M2 NUT



NOTES: ORIGINAL DRAWING BY Mr J. E. BOERS DATED: 02-01-1953 AND ARTICLE IN THE DE MODELBOUWER No 9 / 1958

PROJECT No. 01-04-01-03-03

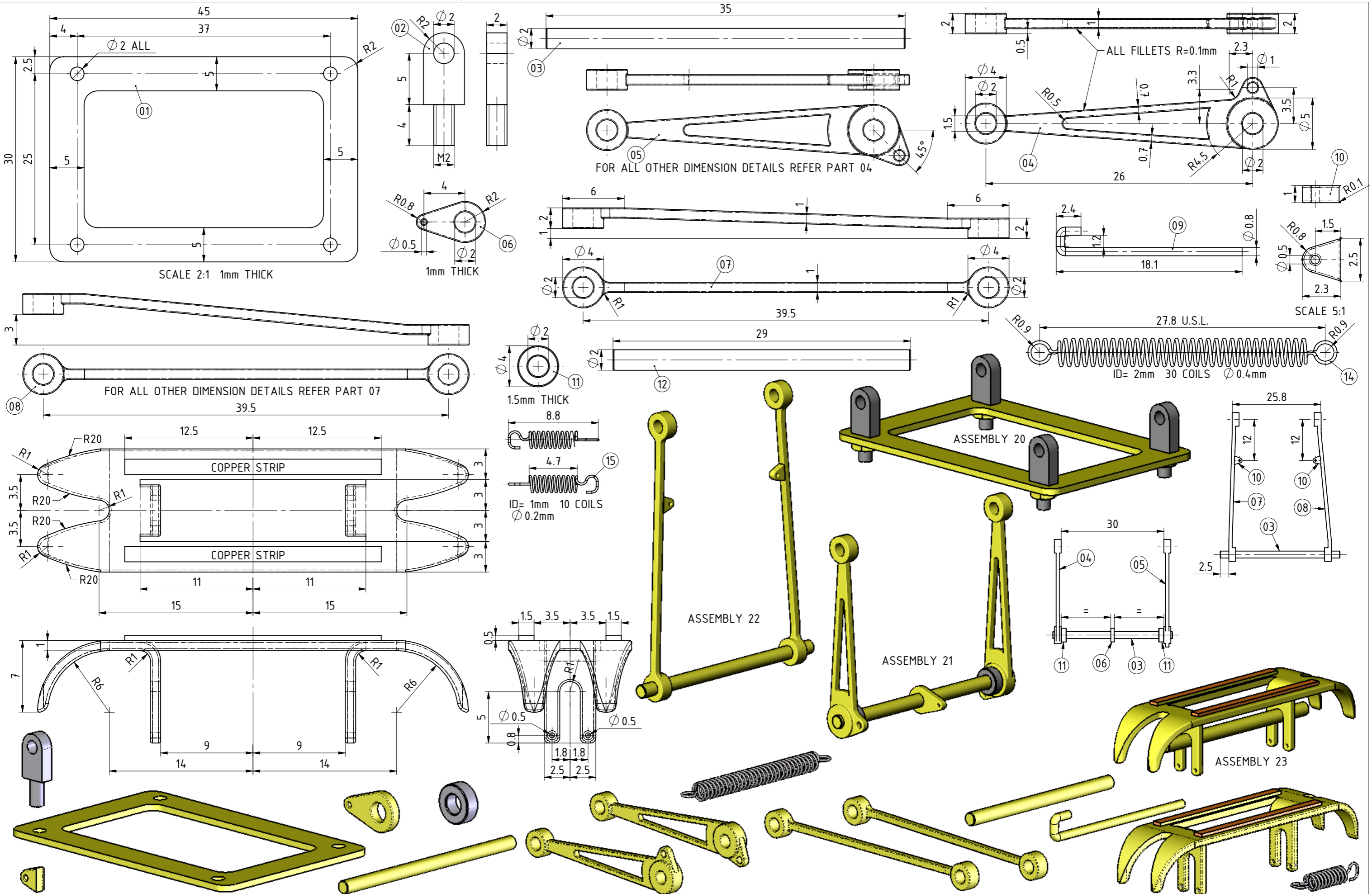
A3	TITLE	PANTOGRAPH OF THE FRENCH ELEC. LOCO. P.O. MIDIMODEL SCALE 1:45
		TRACK GAUGE 32mm GENERAL ARRANGEMENT AND BOM

		JDW DRAUGHTING SERVICES 12 BRIGHTWELL STREET PAKAKURA NEW ZEALAND TEL/FAX 0064-09-2988815 E-MAIL:dewaal@xtra.co.nz	DRAWN BY J.A.M. DE WAAL	PROJECTION 	DRAWING NUMBER MIDI PG	SHEET 1
			DATE MAY 2010	SCALE N.T.S	SHT of SHT 1 of 2	REV A
REV	DESCRIPTION	DATE				

IF NOT STATED ALL CHAMFERS AND FILLETS 0.1mm

DO NOT SCALE OF DRAWING

REMOVE ALL BURS AND SHARP EDGES



NOTES: ORIGINAL DRAWING BY Mr J. E. BOERS DATED: 02-01-1953 AND ARTICLE IN THE DE MODELBOUWER No 9 / 1958

PROJECT No. 01-04-01-03-03

TITLE
PANTOGRAPH OF THE FRENCH ELEC. LOCO. P.O. MIDI MODEL SCALE
A3 1:45 TRACK GAUGE 32mm PARTS & ASSEMBLIES

DRAWN BY J.A.M. DE WAAL		PROJECTION 	DRAWING NUMBER MIDI PG	SHEET 2
DATE MAY 2010		SCALE 3:1 OR AS SHOWN	SHT of SHT 2 of 2	REV A
A	ISSUED FOR CONSTRUCTION	DATE	JDW DRAUGHTING SERVICES 12 BRIGHTWELL STREET PAKAPURA NEW ZEALAND TEL/FAX 0064-09-2988815 E-MAIL:dewaal@xtra.co.nz	
REV	DESCRIPTION	DATE		

IF NOT STATED ALL CHAMFERS AND FILLETS 0.1mm

DO NOT SCALE OF DRAWING

REMOVE ALL BURS AND SHARP EDGES